



# Manual J Inspection Guidelines




## Rough Inspection:

1. Stamped "APPROVED" Copy is On-site.
2. Equipment Model Number or Output Capacities Match the Report. (If Installed)
3. The Installed Window [SHGC] and U-Values.
  - If the installed windows have a lower [SHGC] and/or U-value No changes will be required.
4. The Solar Orientation is Within 45 Degrees of the Design.
5. Mechanical Ventilation Duct (If Applicable).
  - Is Installed.
  - Is sized as depicted on the design page.
6. The Number of Supply and Return Air Termination Have Been Installed in Each Designed Zone.
  - The actual location of the termination may vary as long as the correct number have been installed.



## Final Inspection:

1. Stamped "APPROVED" Copy is On-site.
2. Model Number or Output Capacities of the Installed Equipment Match the Designed Report.
3. The Solar Orientation is Within 45 Degrees of the Design.



Any questions or concerns contact:

*Joe Barlow*

[jbarlow@meridianscity.org](mailto:jbarlow@meridianscity.org)

208.489.0323

City of Meridian

Mechanical Plan Reviewer